

2009
125 cc motorcycles



WR125X

WR125R

YZF-R125

XT125X

XT125R

YBR125 Custom

YBR125






WR125X

Urban flipside

The WR125X brings dirt bike excitement to the big, bad city. It rocks radical Supermotard race style – motocross spec tuned for the street. Supermotard racers mix dirt and tarmac together, converting our world-beating YZ-F motocrossers and WR-F enduro bikes into full-on Supermotard race bikes. The WR125X is a tribute to those wild machines, so it mixes high-revving, fuel-injected power with sport tyres for serious traction in the tightest of turns. Ride the X and you'll love the full-size spec with motocross seat and tank, so you can shift your weight around, just like a pro rider. That means awesome urban control, backed up by beefy 41 mm forks, seven-way adjustable Monocross rear shock, 17-inch front/rear wheels, 298 mm front and 220 mm disc brakes, race-spec footpegs and a six-speed gearbox. Ride it and believe the hype; the X hits the spot.



Professional rider performing under controlled riding conditions.









From the off-road kings, the WR125R was inspired by our legendary YZ-F motocrossers and WR-F enduro bikes that have won every championship going and pulled every trick in the book. In other words, this is the real deal, not a wannabe. The WR125R is full-sized for full-sized action, with genuine motocross riding position, so you can move around the bike like the pros. It unleashes radical performance on street and dirt – that fuel-injected four-stroke engine pumps out high-rpm horsepower and it's got a six-speed gearbox, so you're always on the power. Chassis is totally motocross-inspired – chunky 41 mm front forks, Monocross rear end with adjustable shock. The trick spec goes on: 21-inch front and 18-inch rear wheels, front and rear wavy disc brakes, engine management system, on/off-road tyres, next generation LCD dash panel and off-road footpegs straight off our factory racers. WR125R; you're onto a winner.



WR125R

Urban offroad rules



Professional rider performing under controlled riding conditions.




YZF-R125

*The R-Series
starts here*

You know our awesome R-Series supersport bikes: the YZF-R1 has been winning World Superbike races and ruling the road for years. Take the same DNA, power it with a high-revving, fuel-injected 125 engine and you've got the YZF-R125. The R125 is packed with technology derived from our MotoGP, World Superbike and Supersport race programmes for a big bike feel for big bike fun. It's engineered to meet Yamaha's A-grade build quality, from the four-valve engine to the cast-aluminium swingarm, Deltabox frame and 17-inch radial tyres. Wheels are ten-spoke alloys, with powerful disc brakes. Bodywork is just as high grade, with low-drag cowling carrying twin headlights, plus LED light and midship exhaust, as used on Valentino Rossi's YZR-M1 MotoGP bike. The R; it stands for supersport legend.



*Professional rider performing under
controlled riding conditions.*









The good times don't just happen, you have to get out there and make them happen. And that's where the XT125X comes in. Supermotard is the hot look for the street – and the XT125X is urban tough, city cool in a rugged package inspired by Yamaha XT engineering genius which has been creating bullet-proof on/off-roaders for decades. Built for the buzz, this XT uses Supermotard-derived technology to deliver the biggest fun you can have on the city streets. It's all about punchy four-stroke performance, super-smooth suspension, knockout race-spirit styling for an adrenaline-pumping ride and big, fat tyres for big, fat traction. Get out and grab life with the XT125X.

XT125X

*It's time to grab
some life*





XT125R

*Your life adventure
starts here*



If you like adventure you've come to the right place. The XT125R is built to take you places other 125s wouldn't dare, because Yamaha's renowned reputation for the toughest engineering always keeps it together. The rugged on/off-road design is the result of decades of glorious Yamaha achievements in dirt racing. You will love the go-anywhere spec; long-travel suspension, big ground clearance, rider-friendly four-stroke power, no-hassle electric starter and factory motocross styling every time you ride the XT. It all works great, whether you're having a blast somewhere in town or escaping for the weekend, heading out to camp in the wilds with a few mates. XT125R; if you're ready, we're ready.











This is one class 125 – take some chilled-out custom styling and mix it up with some rugged YBR125 engineering and you've got the genuine American cruiser look. The YBR125 Custom goes the whole way with its West Coast cruiser styling – teardrop tank, high 'bars, deep-valance fenders, slash-cut muffler (rated to EU3 low emissions) and a nice and low-slung seat for comfortable riding and extra-easy low-speed control. Oh yeah, and the YBR125 Custom gets lots and lots of chrome all over, from the plated dials all the way back to the neat rear carrier. All this plus renowned Yamaha build quality and economy built in.

YBR125 Custom

*Get your motor
running, head out
on the highway*





YBR125

*This way, even the
rush hour's fun*

We created the YBR125 to put the fun into every ride. Built for easygoing performance, sleek style and day-in, day-out reliability, the YBR125 takes the hassle out of getting around and will turn the rush-hour commute into something you'll look forward to. That's because it's packed with clever engineering and superb Yamaha build quality. The fuel-injected air-cooled engine with electric start delivers enjoyable performance and brilliant economy, while the plush suspension, roomy dual seat and front disc brake provide a smooth, stress-free ride. And a luggage rack is included as standard.



Professional rider performing under controlled riding conditions.







125 cc accessories

More trick kit for your Yamaha 125

We've got a whole lot of trick kit, designed to allow you to fine-tune your machine to your chosen specification. Here are some highlights of our top quality bolt-ons. WR125X and WR125R: skidplate and luggage rack, plus short windscreen for the X. YZF-R125: single-seat cover, smoked screen, yoke protector, roller protector and tank pad. XT125X and XT125R: luggage rack, sports carrier, topcase and tank pad. YBR125s: engine guards (chromed ones for Custom version) and sports screen. Check these out at your local Yamaha dealer or visit www.yamaha-motor.co.uk/accessories_parts



*YZF-R125 fitted with
genuine Yamaha accessories.*



For further details of the range of accessories available contact your local dealer or visit:
www.yamaha-motor.co.uk/accessories_parts



WR125X
Racing Blue (DPBSE)



WR125X
Sports White (PSW1)



WR125R
Racing Blue (DPBSE)



WR125R
Yamaha Black (YB)

ENGINE	WR125X	WR125R
Type	Liquid-cooled, 4-stroke, forward-inclined single cylinder, 4-valve, SOHC	Liquid-cooled, 4-stroke, forward-inclined single cylinder, 4-valve, SOHC
Displacement	124.7 cc	124.7 cc
Bore x stroke	52.0 x 58.6 mm	52.0 x 58.6 mm
Compression ratio	11.2:1	11.2:1
Max. Power	11.0 kW (15 PS) @ 9,000 rpm	11.0 kW (15 PS) @ 9,000 rpm
Max. Torque	12.2 Nm (1.24 kg-m) @ 8,000 rpm	12.2 Nm (1.24 kg-m) @ 8,000 rpm
Lubrication system	Wet sump	Wet sump
Fuel supply system	Fuel injection	Fuel injection
Clutch type	Wet, multiple-disc coil spring	Wet, multiple-disc coil spring
Ignition system	TCI	TCI
Starter system	Electric	Electric
Transmission system	Constant mesh, 6-speed	Constant mesh, 6-speed
Final transmission system	Chain	Chain

CHASSIS

Frame	Steel double cradle	Steel double cradle
Front suspension	Telescopic forks	Telescopic forks
Front wheel travel	210 mm	240 mm
Rear suspension	Swingarm (link suspension)	Swingarm (link suspension)
Rear wheel travel	230 mm	230 mm
Front brake	Single disc, Ø 298 mm	Single disc, Ø 240 mm
Rear brake	Single disc, Ø 220 mm	Single disc, Ø 220 mm
Front tyre	110/70-17 M/C 54H (tubeless)	80/90-21 M/C 48P (tube type)
Rear tyre	140/70-17 M/C 66H (tubeless)	110/80-18 M/C 58P (tube type)

DIMENSIONS

Overall length	2,095 mm	2,180 mm
Overall width	835 mm	835 mm
Overall height	1,165 mm	1,220 mm
Seat height	920 mm	930 mm
Wheelbase	1,430 mm	1,430 mm
Min. ground clearance	255 mm	265 mm
Wet weight (including full oil and fuel tank)	137 kg	133 kg
Fuel capacity	8.5 litres	8.5 litres
Oil capacity	1.15 litres	1.15 litres

*Technical
specification*



YZF-R125
Sunset Red (VYR1)



YZF-R125
Midnight Black (SMX)



YZF-R125
Burning Blue (VPBC3)



XT125X
Racing Blue (MAB)



XT125X
White Flash (MAW)

	ENGINE	YZF-R125	XT125X	XT125R
Type	Liquid-cooled, 4-stroke, single cylinder, 4-valve, SOHC		Air-cooled, 4-stroke, monocylinder, SOHC	Air-cooled, 4-stroke, monocylinder, SOHC
Displacement	124.66 cc		124 cc	124 cc
Bore x stroke	52.0 x 58.6 mm		54.0 x 54.0 mm	54.0 x 54.0 mm
Compression ratio	11.2:1		10.0:1	10.0:1
Max. Power	11.0 kW (15 PS) @ 9,000 rpm		7.3 kW (10 PS) @ 8,250 rpm	7.3 kW (10 PS) @ 8,250 rpm
Max. Torque	12.18 Nm (1.24 kg-m) @ 8,000 rpm		10.1 Nm (1.0 kg-m) @ 5,500 rpm	10.1 Nm (1.0 kg-m) @ 5,500 rpm
Lubrication system	Wet sump		Wet sump	Wet sump
Fuel supply system	Fuel injection		Carburator Mikuni 3D6	Carburator Mikuni 3D6
Clutch type	Wet, multiple-disc coil spring		Wet, multiple disc	Wet, multiple-disc
Ignition system	TCI		CDI	CDI
Starter system	Electric		Electric and kick	Electric and kick
Transmission system	Constant mesh, 6-speed		Constant mesh, 5-speed	Constant mesh, 5-speed
Final transmission system	Chain		Chain	Chain
CHASSIS				
Frame	Steel Deltabox		Diamond shaped	Diamond shaped
Front suspension	Telescopic forks		Telescopic forks	Telescopic forks
Front wheel travel	130 mm		175 mm	170 mm
Rear suspension	Swingarm (monocross)		Swingarm	Swingarm
Rear wheel travel	125 mm		190 mm	190 mm
Front brake	Single disc, Ø 292 mm		Single disc, Ø 260 mm	Single disc, Ø 245 mm
Rear brake	Single disc, Ø 230 mm		Single disc, Ø 220 mm	Single disc, Ø 220 mm
Front tyre	100/80-17 M/C		100/80-17 52S	90/90-21 54S
Rear tyre	130/70-17 M/C		130/70-17 62S	120/80-18 62S
DIMENSIONS				
Overall length	2,015 mm		2,050 mm	2,110 mm
Overall width	660 mm		800 mm	800 mm
Overall height	1,065 mm		1,100 mm	1,140 mm
Seat height	818 mm		860 mm	860 mm
Wheelbase	1,355 mm		1,335 mm	1,335 mm
Min. ground clearance	155 mm		190 mm	220 mm
Wet weight (including full oil and fuel tank)	138 kg		120 kg	120 kg
Fuel capacity	13.8 litres		9 litres	9 litres
Oil capacity	1.15 litres		1.2 litres	1.2 litres



XT125R
Racing Blue (MAB)



XT125R
Yamaha Black (MASB)



YBR125 Custom
Midnight Black (SMX)



YBR125 Custom
Red Spirit (VRC7)



YBR125 Custom
Light Grey Metallic (LGM3)

YBR125 Custom

YBR125

Air-cooled, 4-stroke, forward-inclined
single cylinder, 2-valve, SOHC

Air-cooled, 4-stroke, forward-inclined
single cylinder, 2-valve, SOHC

124 cc

124 cc

54.0 x 54.0 mm

54.0 x 54.0 mm

10.0:1

10.0:1

7.5 kW (10 PS) @ 7,800 rpm

7.5 kW (10 PS) @ 7,800 rpm

9.6 Nm (0.98 kg-m) @ 6,000 rpm

9.6 Nm (0.98 kg-m) @ 6,000 rpm

Wet sump

Wet sump

Fuel injection

Fuel injection

Wet, multiple-disc coil spring

Wet, multiple-disc

TCI

TCI

Electric and kick

Electric and kick

Constant mesh, 5-speed

Constant mesh, 5-speed

Chain

Chain

Diamond shaped

Diamond shaped

Telescopic forks

Telescopic forks

110 mm

120 mm

Swingarm

Swingarm

105 mm

105 mm

Single disc, Ø 245 mm

Single disc, Ø 245 mm

Drum, Ø 130 mm

Drum, Ø 130 mm

3.00-18 47P

2.75-18 42P

3.50-16 58P

90/90-18 M/C 57P

2,055 mm

1,980 mm

845 mm

745 mm

1,125 mm

1,080 mm

760 mm

780 mm

1,290 mm

1,290 mm

140 mm

175 mm

129 kg

124 kg

12 litres

13 litres

1.2 litres

1.2 litres

*Technical
specification*



YBR125
Yamaha Blue (DPBMC)



YBR125
Red Spirit (VRC7)



YBR125
Light Grey Metallic (LGM3)



YBR125
Midnight Black (SMX)

2009

125 cc motorcycles


www.yamaha-motor.co.uk



Disclaimer:

Always wear a helmet, eye protection and protective clothing. Yamaha encourage you to ride safely and respect fellow riders and the environment. Images shown in this brochure depict professional riders performing under controlled conditions. Specifications and appearance of Yamaha products as shown here are subject to change without notice and may vary according to requirements and conditions. For further details, please consult your Yamaha dealer.

Yamaha Motor (UK) LTD
Sopwith Drive, Brooklands
Weybridge, Surrey KT13 0UZ
Tel: 01932 358000
Brochure hotline: 01932 358121
Brochure email:
brochure@yamaha-motor.co.uk
Website: www.yamaha-motor.co.uk



YAMALUBE



RAC
Free Yamaha Assist

Yamaha highly recommend the use of genuine Yamaha accessories and clothing. Contact your local dealer or visit our website:
www.yamaha-motor.co.uk/accessories_parts



Printed on chlorine-free paper.
MCO-RB125-GB0009

Dealer: